



CustomsGenius
IEEPA REFUND RECOVERY

TRUMP TARIFF REFUND · IEEPA · CAPE

How to Retrieve Your ES-003 Report

The step-by-step ACE guide to pull the entry-line data needed to calculate your Trump tariff refund under CBP's CAPE process and recover IEEPA duties you shouldn't have paid.

CONTACT Franz Brotzen

PHONE (832) 314-0692

EMAIL franz@customsgenius.com

PORTAL app.customsgenius.com/login

CONFIDENTIAL

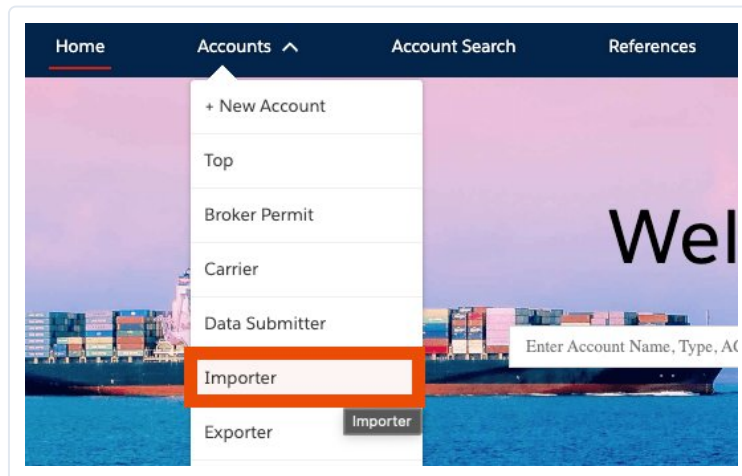
The information in this document is confidential, privileged, and intended only for the named recipient. It may not be used, published, or redistributed without the prior written consent of eCompliance, Inc.

Retrieve Your ES-003 Report

- 1 Go to the [ACE Website](#) and select **Trade / PGA User Login**. Use this login for all future ACE sessions.

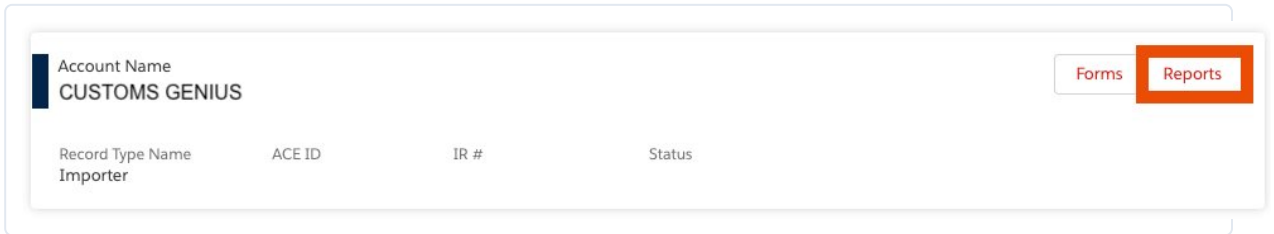


- 2 Once signed in, open the **Accounts** dropdown and choose **Importer**.

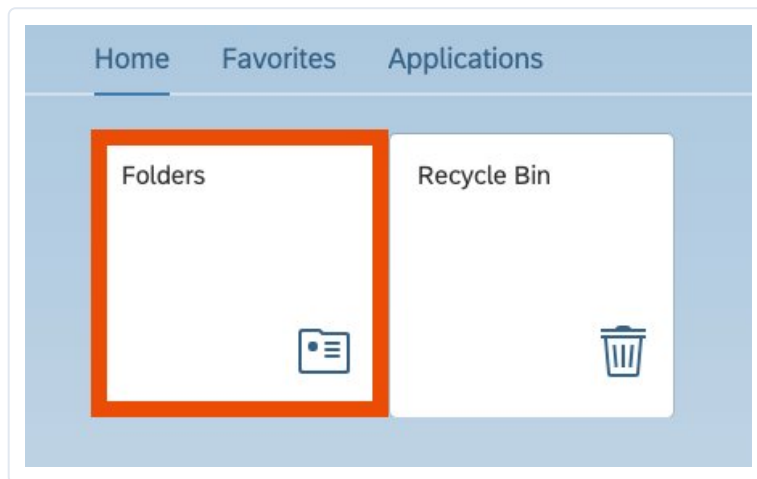


Retrieve Your ES-003 Report

3 On the right side of the screen, click **Reports**.

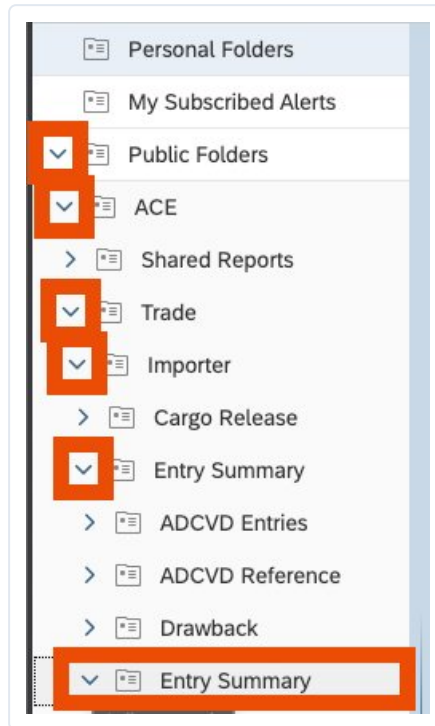


4 A new tab opens. Click **Folders**.



Retrieve Your ES-003 Report

- 5 In the left sidebar, expand *Public Folders* → *ACE* → *Trade* → *Importer* → *Entry Summary*, then click **Entry Summary** inside that folder.



Retrieve Your ES-003 Report

6 The right pane will show a list of Entry Summary reports. Click **ES-003 Entry Summary Line Tariff Details**.

	Title	Favorites	Type
<input type="checkbox"/>	ES-001 Entry Su...		Hyperlink
<input type="checkbox"/>	ES-002 Entry Su...		Hyperlink
<input checked="" type="checkbox"/>	ES-003 Entry Su...		Hyperlink
<input type="checkbox"/>	ES-004 Rejected ...		Hyperlink
<input type="checkbox"/>	ES-005 Late Filed...		Hyperlink

7 A new page loads with a parameter pop-up. Wait a moment for it to finish loading, then locate **Trade Account ACE ID**. On the right, search for and select your **Account Name**.

Trade Account ACE ID

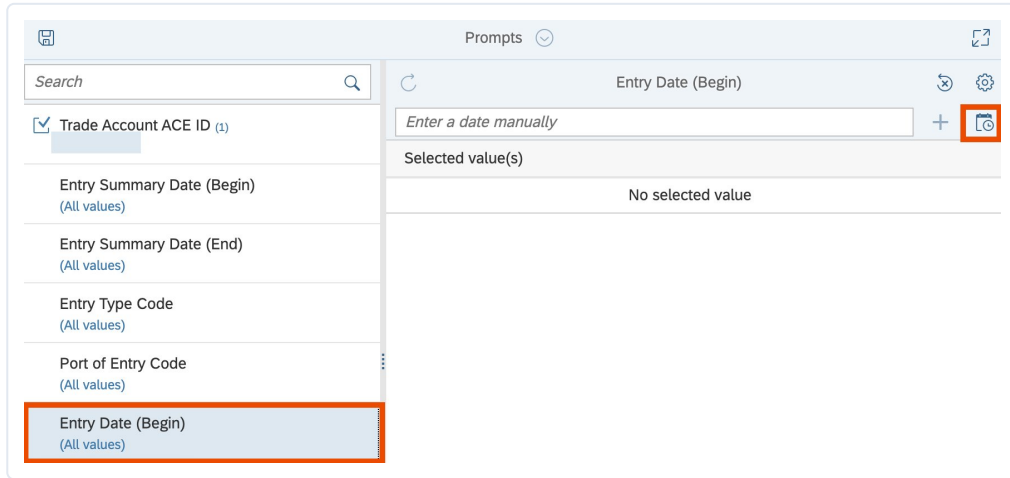
Account ACE ID	Account Name
12341234	CUSTOMS GENIUS



Retrieve Your ES-003 Report

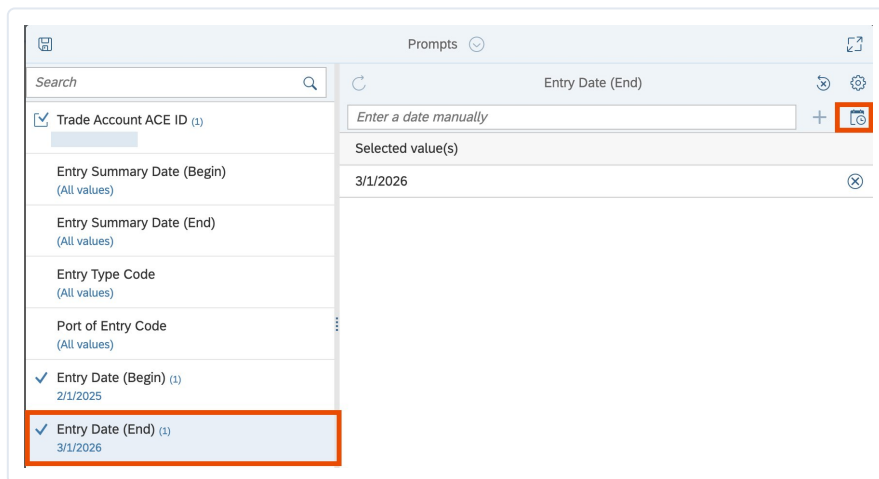
- 8 With your Trade Account ACE ID filled in, click **Entry Date (Begin)** in the left column. In the field on the right, enter **2/1/2025** and press **Enter**.

You can also use the calendar icon.



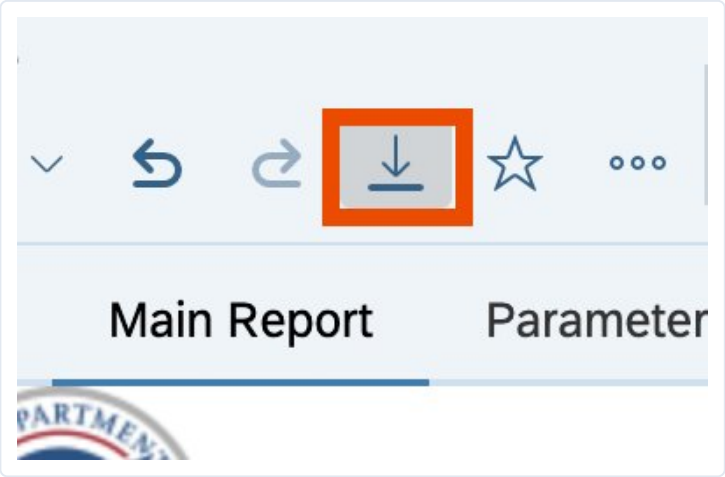
- 9 Click **Entry Date (End)** in the left column. Enter **3/1/2026** in the right-hand field and press **Enter**.

You can also use the calendar icon.

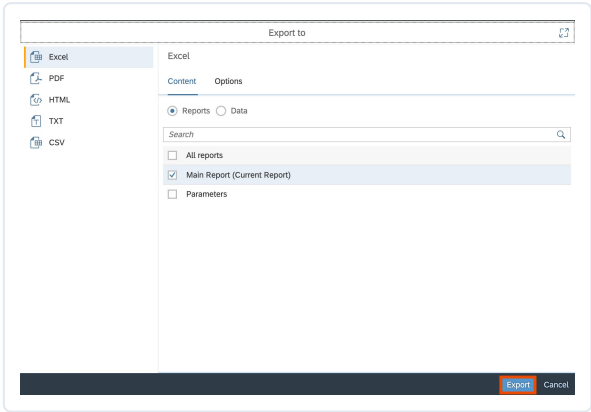


Retrieve Your ES-003 Report

12 In the top-left toolbar, click the **Download** icon.



13 A pop-up will prompt you to choose a file type. Leave the defaults as-is and click **Export** at the bottom right.



Done. Upload the exported file at app.customsgenius.com/login to run your IEEPA refund calculation and prepare your refund claims.



Frequently Asked Questions

1. What is CustomsGenius?

CustomsGenius is a software platform exclusively focused on IEEPA tariff refund recovery for U.S. importers, operated by eCompliance, Inc.

2. Can I trust CustomsGenius to support my refunds?

CustomsGenius is partnered with DeLeon Trade, a firm run by former CBP officials and senior government auditors.

3. What is the ES-003 report?

ES-003 Entry Summary Line Tariff Details is the CBP ACE report that provides the line-level entry data required to calculate an IEEPA refund under the CAPE process.

4. How do I submit my ES-003?

Download the report from ACE using the steps in this guide, then upload the file at app.customsgenius.com/login to run your refund calculation.

5. Where can I find more information?

See customsgenius.com/pricing for detailed pricing and additional frequently asked questions.



Franz Brotzen

FOUNDER, CUSTOMSGENIUS

Franz Brotzen is a published expert in tariff policy, currently at Harvard Law School. At CustomsGenius, Franz supports importers and trade compliance professionals with a platform to manage their IEEPA refunds.

(832) 314-0692 · franz@customsgenius.com